

Mini Wall Packs



Product Description

The Mini WallPack is the smart energy alternative - delivering up to 3,600Lm – and is a direct 250-watt metal halide replacement. The well-designed and slim profile delivers unparalleled light distribution with ultra-efficiency. The easy-to-install Mini Wall Pack is ideal for application in parking garages, walkways, landscapes, and other commercial exteriors.

Features

- L70 Lifetime 60,000 hours
- Available Dual Function Sensors: Motion & Photocell
- Maintenance Free & Environmentally Friendly (No Mercury Used)
- Dusk-To-Dawn Occupancy Control Compatible
- IES LM80 Tested LED
- LM79 Data & IES Files Available
- 1-10V Dimming Title 24 Compliant
- Available in 20 & 40-watts
- DLC Product Code: PEJ5ZF2X&PY44APDE

Project Name:

Date:

Prepared By:

Notes:

Construction

Constructed in a sturdy and well-fitted die cast aluminum, in addition to the luminaire's clear glass lens for brilliant illumination.

Finish

Luminaire coated in an environmentally friendly polyester powder formulated for a durable and long-lasting color in a bronze finish. No toxic heavy metals, VOC, or mercury were used in the design of this product.

Installation

Directly mount on to any vertical surface over a standard 4" outlet box or for surface wiring.

Testing and Certifications

All luminaires have been tested by an independent laboratory in accordance with IESNA LM79 and LM80. Product certifications include: DLC, ETL, Title 24, RoHS, Lighting Facts, and Safety Listing.

Options, Accessories and Controls

Luminaire is compatible with most of the 1-10V dimming systems in the market and sensors including: dual function, KO, and emergency battery backup.

Lifespan and Warranty

Industry-leading L70 rated lifetime of over 60,000 hours with ATG's guaranteed five (5) year warranty.

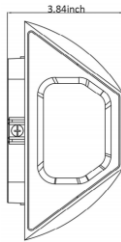
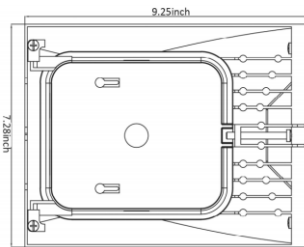
Ordering Information :

Typical Order Example: WPMN20-5K

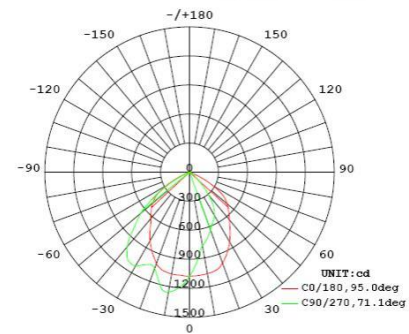
Series	Wattage	CCT	Input Voltage	Options
GLWPMN=Mini Wall Pack	20=20W 40=40W	3K=3000K 35=3500K 4K=4000K 5K=5000K	(Blank)=100-277V 48=200-480V	XXXX*

*X=0-9, A-Z or blank

GLWPMN20-3K/5K	20w	100~277VAC	90Lm/W	2100LM	80+	3500K 5000K	>0.90	<20%	60,000H	9.25*7.28*3.84 in
GLWPMN40-3K/5K	40w	100~277VAC	88Lm/W	3700LM	80+	3500K 5000K	>0.90	<20%	60,000H	9.25*7.28*3.84 in
Bronze		Die Cast Aluminum		Clear Glass		DLC, ETL		5 Years		



Luminous Intensity Distribution



	C0/180	C45/225	C90/270	C135/315	AVG
Beam Angle (50% Imax):	95.0	56.4	71.1	80.0	70.6
Field Angle (10% Imax):	131.0	118.5	110.1	118.8	119.6